DATE: MAY 2012	REV.1

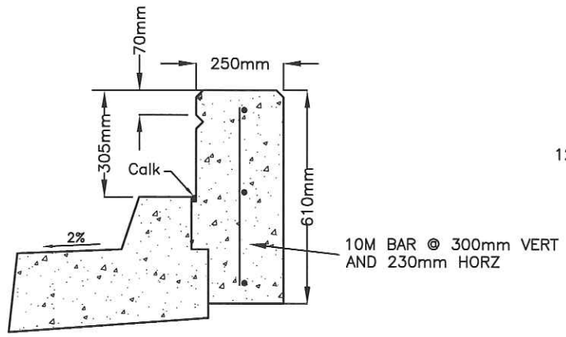

CONCRETE PLANTER DETAIL

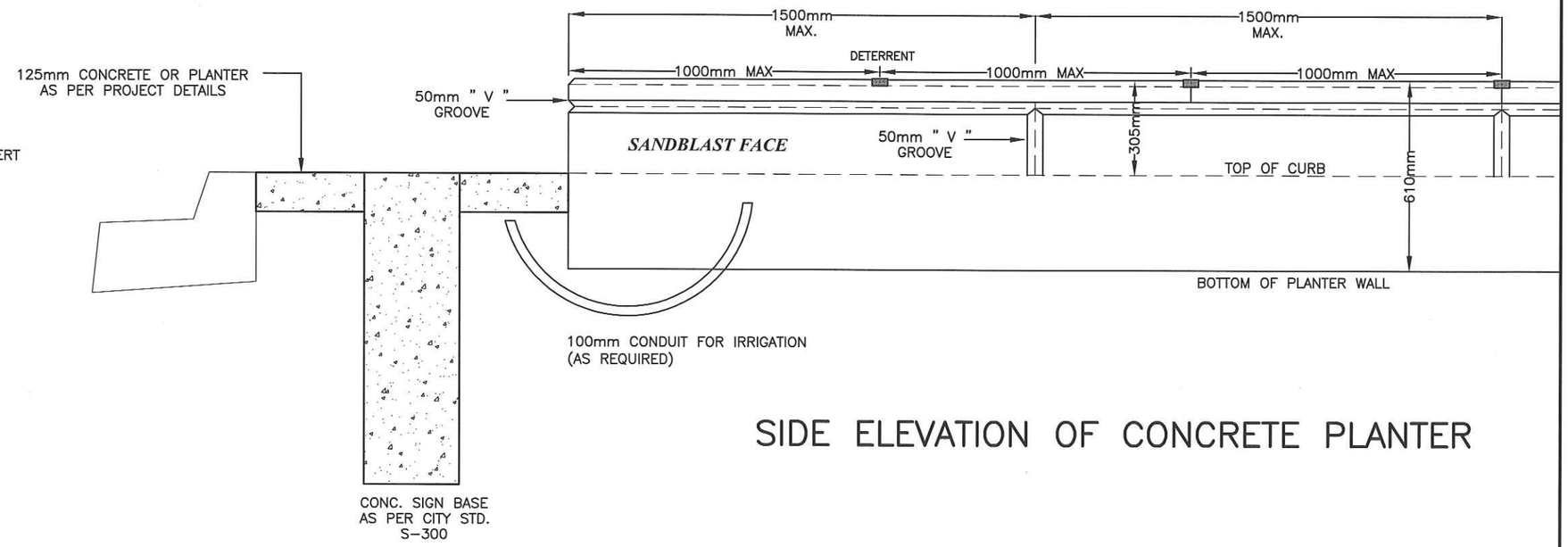

SIDE ELEVATION OF CONCRETE PLANTER

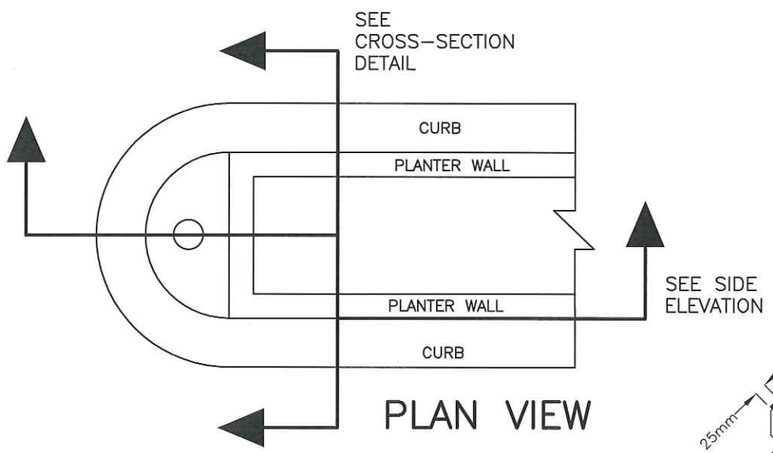

PLAN VIEW

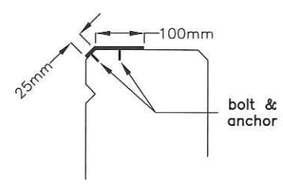

25mmx100mmx50mmwide
Aluminum Angle Piece
SKATE & BIKE DETERRENT

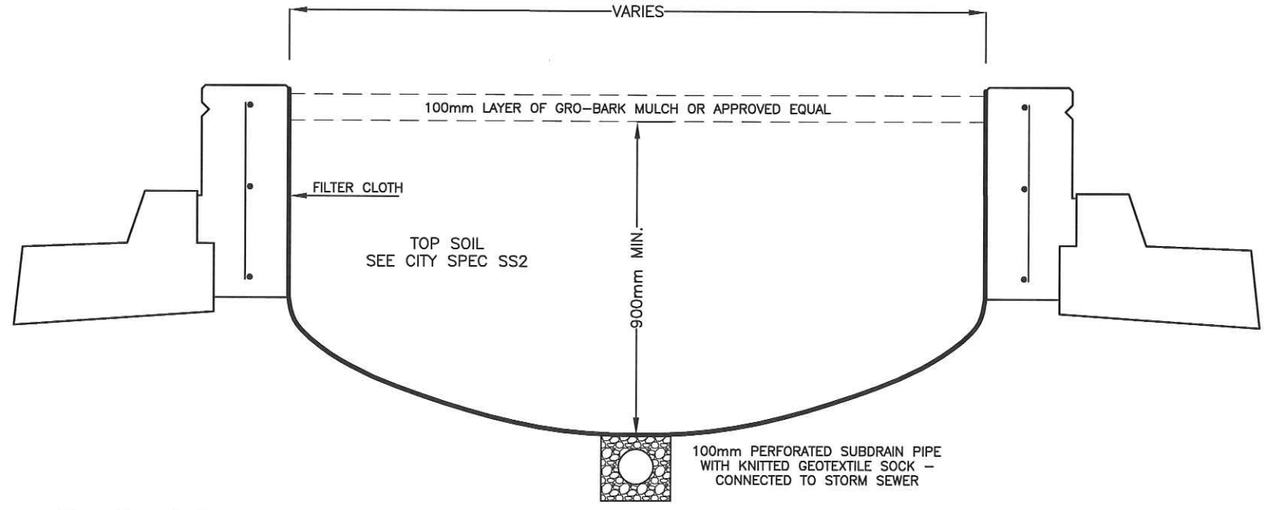

CROSS-SECTION DETAIL

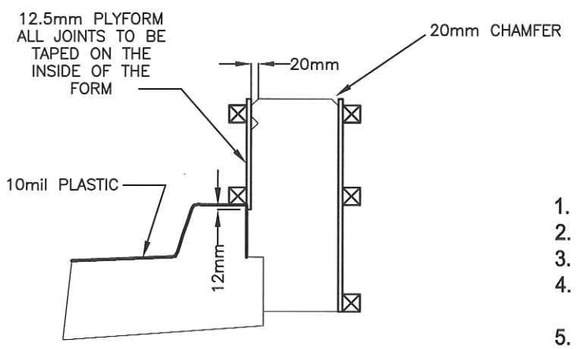

CONSTRUCTION DETAIL

NOTES:

The quality of finish should be that when the forms are stripped it meets the following requirements:

1. The use of form ties, within the exposed concrete face area is to be avoided.
2. Dense, concrete to be free of defects.
3. Uniform in colour.
4. Sharp, accurate definition at corners, arises, reglets and the like, generally free of chipped or spalled areas and within dimensional tolerances.
5. Plain surfaces without protuberances, indentations, ridges or bulges.
6. After sandblasting, surfaces shall have uniform depth of cut-back, distribution of aggregate and colour and texture.
7. Refer to Standard Specification SS11 - Architectural Concrete

DIMENSIONS IN mm EXCEPT AS NOTED

APPROVED	CITY OF BURLINGTON	METRIC
for T.E. DIRECTOR OF ENGINEERING	ENGINEERING DEPARTMENT	SCALE: N.T.S.
DATE: JUNE 5/12.	CONCRETE PLANTER	DWG. NO. S-146