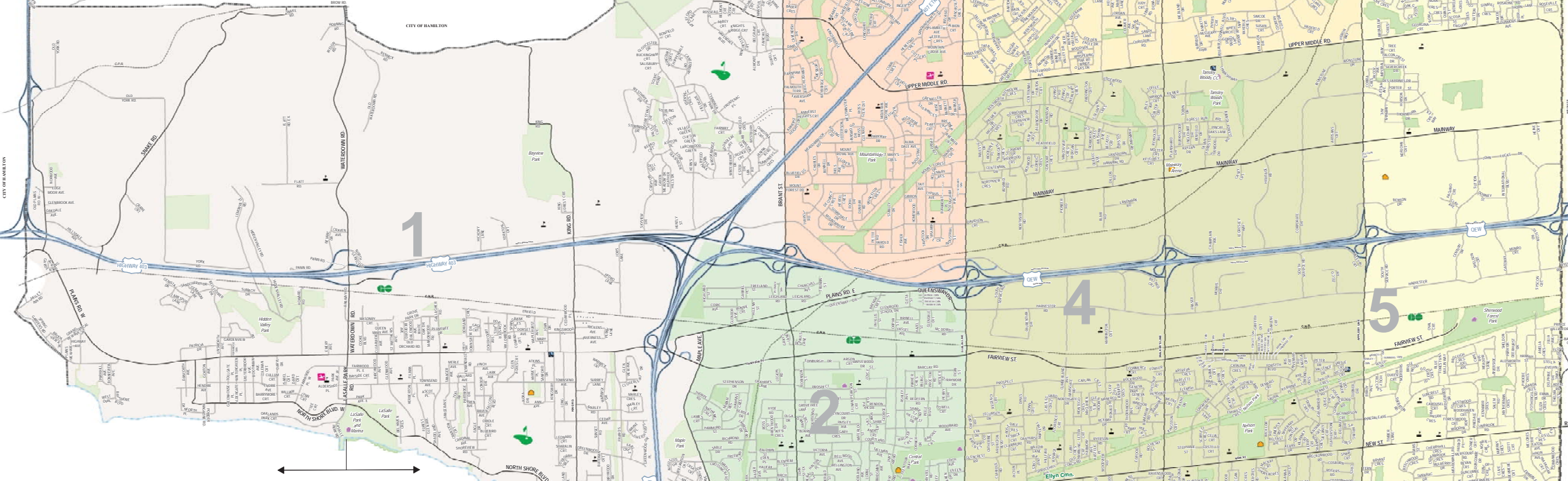
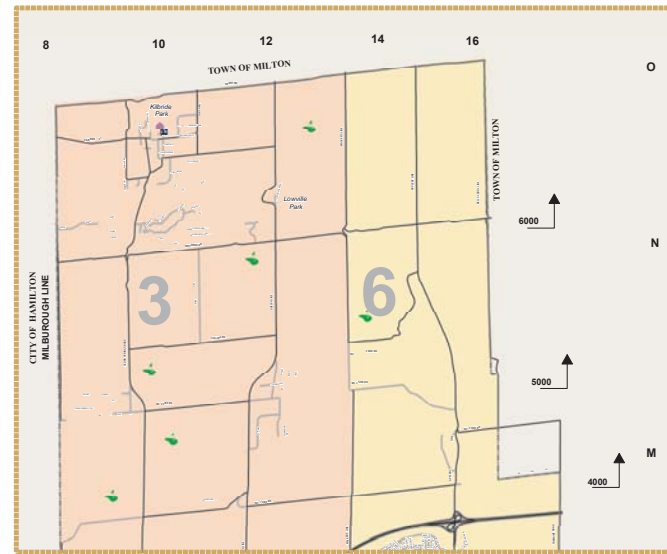
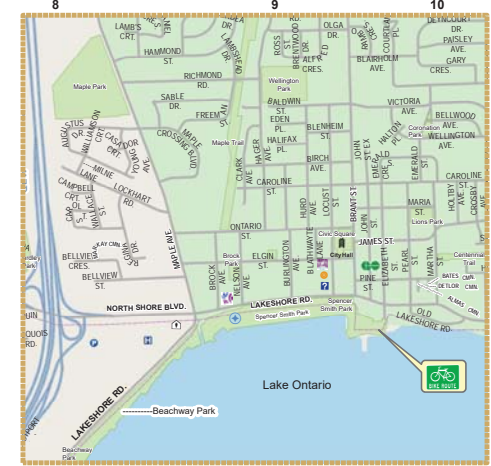


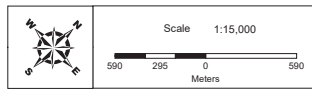
RURAL AREA NORTH OF HIGHWAY No. 407



DOWNTOWN DETAIL



LEGEND			
	Police		Park
	Hospital		Waterfront Trail
	GO Station		Golf Course
	Library		Performing Arts Centre
	Arena		Pool
	Community Centre		
	Joseph Brant Museum		
	Arts Centre		
	Discovery Landing		
	Visitor Information Centre		
	Parking Garage		



WARNING: The information contained herein is extracted from other documentation and may contain errors, omissions or inaccuracies. The City of Burlington, its officers, employees and agents, the staff, its officers, employees, agents, any claims for damages arising from or in any way related to any errors, omissions, misrepresentation or inaccurate information in this document, whether due to negligence or otherwise. Any user is advised to verify all information and measure all risks to his/her own satisfaction.

