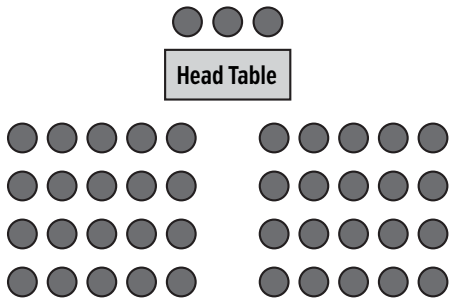


# Facility Room Setup Options

This setup option document is for reference purposes only. The seating will depend on room capacity. The number of tables and chairs in your setup will be tailored to the expected attendance.

**Please note, round tables are not offered at all facilities.**

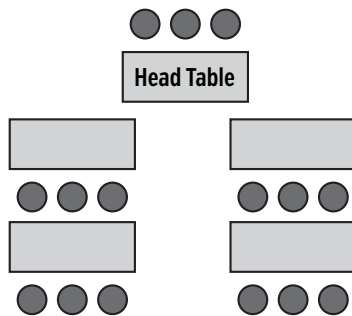
If you need additional tables and chairs, projector, podium, or a sound system, please specify your requirements in the Notes section of the Rental Application Form and we will confirm availability.



## Theatre

Rows of chairs facing the head table.

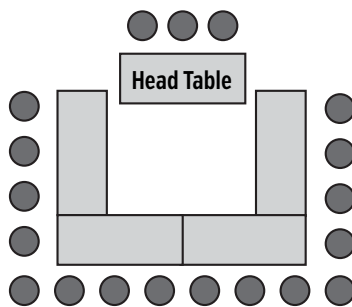
*Example: Theatre style for 40 in 4 rows*



## Classroom

Tables and chairs facing the head table.

*Example: Classroom style for 12 people*



## U Shape

Rectangular tables in a U shape formation, with chairs around, facing the head table

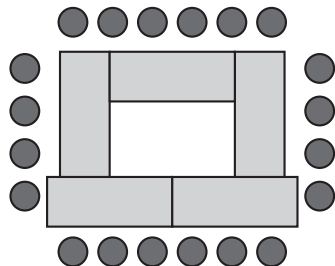
*Example: U shape for 16 people*

# Facility Room Setup Options

This setup option document is for reference purposes only. The seating will depend on room capacity. The number of tables and chairs in your setup will be tailored to the expected attendance.

**Please note, round tables are not offered at all facilities.**

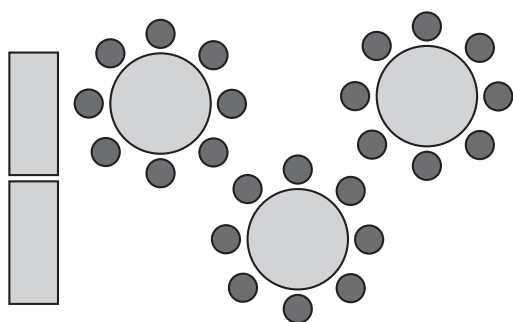
If you need additional tables and chairs, projector, podium, or a sound system, please specify your requirements in the Notes section of the Rental Application Form and we will confirm availability.



## Hollow Square

Rectangular tables set up to form a hollow square with chairs around the tables.

*Example: Hollow square for 20 people*

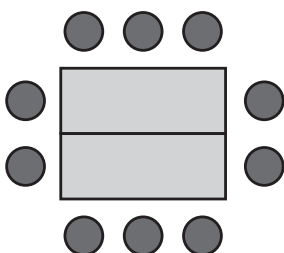


## Social/Banquet Style

Round tables that will accommodate 6 to 8 people per table.

**It's important to note that not all facilities offer round tables.**

*Example: Standard party setup for 24 people with 2 rectangular tables for gifts and food*



## Boardroom

Rectangular tables with chairs around the tables, based on attendance.

*Example: Boardroom style with 2 tables together and chairs for 10 people*