

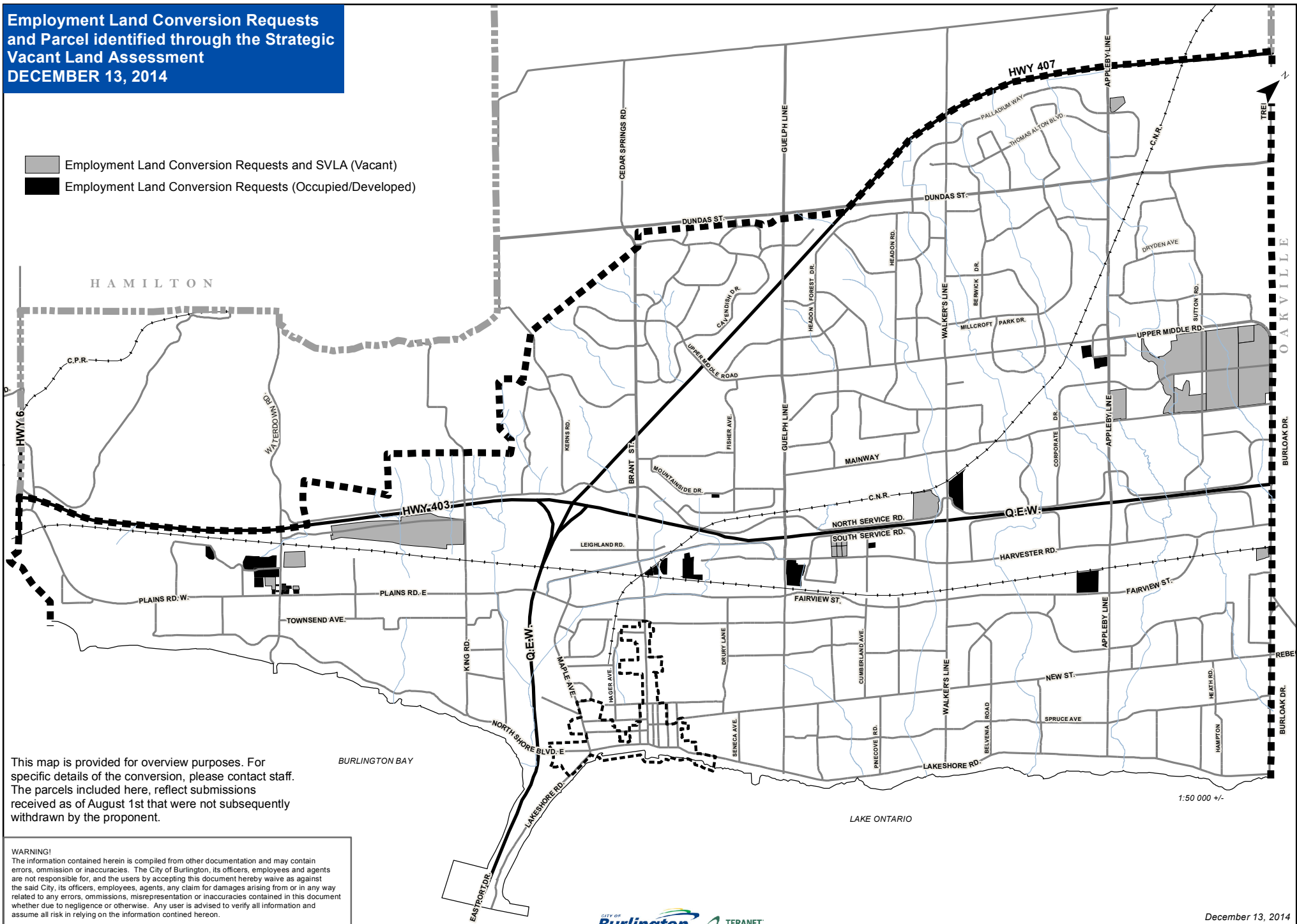


Employment Land Conversion Requests and Parcel Identified through the Strategic Vacant Land Assessment
DECEMBER 13, 2014

-  Employment Land Conversion Requests and SVLA (Vacant)
-  Employment Land Conversion Requests (Occupied/Developed)



This map is provided for overview purposes. For specific details of the conversion, please contact staff. The parcels included here, reflect submissions received as of August 1st that were not subsequently withdrawn by the proponent.

WARNING!
 The information contained herein is compiled from other documentation and may contain errors, omission or inaccuracies. The City of Burlington, its officers, employees and agents are not responsible for, and the users by accepting this document hereby waive as against the said City, its officers, employees, agents, any claim for damages arising from or in any way related to any errors, omissions, misrepresentation or inaccuracies contained in this document whether due to negligence or otherwise. Any user is advised to verify all information and assume all risk in relying on the information contained herein.